



ETFMG Alternative Harvest ETF⁵

as of 6/30/22

MJ[®] tracks the Prime Alternative Harvest Index, designed to measure the performance of companies within the cannabis ecosystem benefitting from global medicinal and recreational cannabis legalization initiatives.



The first U.S. and world's largest ETF to target the global cannabis industry.



The global cannabis market is expected to grow at a CAGR of 26.7% and reach \$70.6B by 2028.⁶



There are many other significant applications for cannabis and THC-based medicines and treatments, ranging from epilepsy to cancer treatment to non-opioid pain management.

FOR MORE INFORMATION

Website: etfmfg.com/MJ
 Email: info@etfmfg.com
 Sales Inquiries: 1.844.ETF.MGRS

FUND INFORMATION

Fund Inception⁴ 12/2/15
 Ticker MJ
 AUM¹ \$386.9M
 CUSIP 26924G508
 ISIN US26924G5080
 Stock Exchange NYSE ARCA
 Expense Ratio 0.75%
 Security Lending Income³ 1.04%
 Intraday NAV (IIV) MJ.IV
 NAV Symbol MJ.NV
 Rebalance Freq. Quarterly

TOP 10 FUND HOLDINGS (%)

Cronos Group Inc 7.70
 Tilray Brands Inc 6.75
 Canopy Growth Corp 5.80
 Sundial Growers Inc 5.33
 Intercure Ltd 4.96
 Swedish Match 4.35
 Imperial brands Plc 3.62
 Organigram Holdings Inc 3.54
 22nd Century Group Inc 3.51
 British American Tobacco 3.41

KEY INDEX FACTS

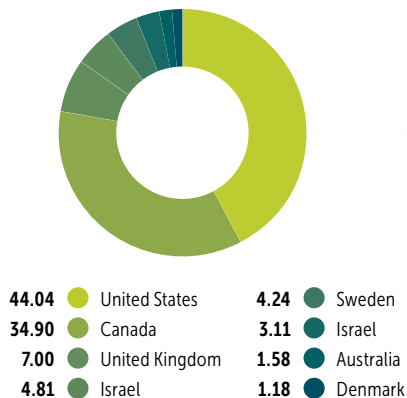
Index Provider Prime Indexes
 No. of Holdings² 41
 Index Ticker HARVEST

Performance

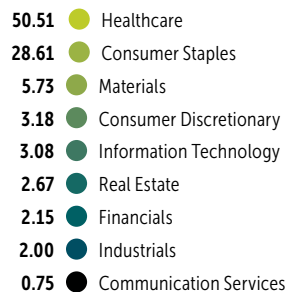
| | CUMULATIVE | | | | ANNUALIZED | | | | |
|--------------|------------|---------|---------|--------------|------------|---------|---------|----------|--------------|
| | 1 MONTH | 3 MONTH | YTD | SINCE INCEP. | 1 YEAR | 3 YEARS | 5 YEARS | 10 YEARS | SINCE INCEP. |
| MARKET PRICE | -18.69% | -43.47% | -47.09% | -68.74% | -71.21% | -41.13% | -25.22% | | -16.21% |
| NAV | -18.94% | -43.18% | -47.05% | -67.42% | -71.16% | -41.02% | -24.97% | | -15.68% |
| INDEX | -19.45% | -44.21% | -47.82% | -69.14% | -71.81% | -43.32% | -25.92% | | -16.37% |

Performance data quoted represents past performance and does not guarantee future results. The investment return and principal value of an investment will fluctuate so that an investor's shares, when redeemed, may be worth more or less than their original cost. Current performance of the Funds may be lower or higher than the performance quoted. All performance is historical and includes reinvestment of dividends and capital gains. Performance data current to the most recent month end may be obtained by calling 1-844-ETF-MGRS (1-844-383-6477). Performance is annualized for periods greater than 1 year.

Country Exposure (%)



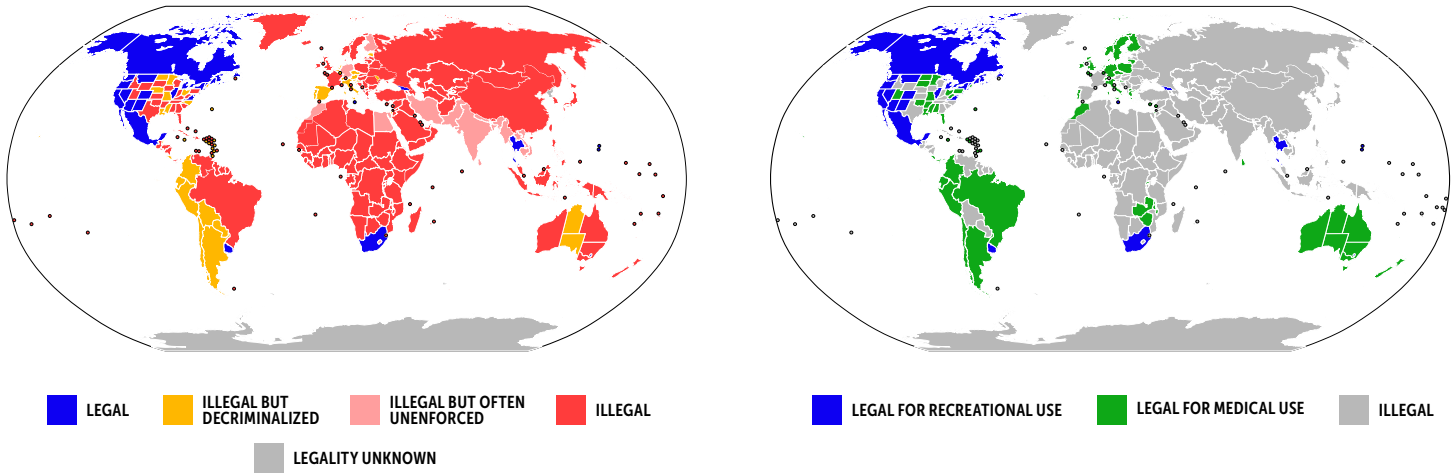
Sector Exposure (%)



etfmfg.com/MJ

This fund is a series in the ETF Managers Trust

Legality of Cannabis



The above map is intended to show countries that have passed legislation to legalize the use of either recreational or medicinal marijuana. Prospective investors should understand the possession and use of marijuana, even for medical purposes, is still illegal under U.S. federal law. Even in those states in which the use of marijuana has been legalized, its possession and use remain a violation of federal law. The Fund does not invest in any U.S. or foreign company whose business activities are illegal under any applicable federal or state law.

Source: en.wikipedia.org

Carefully consider the Fund's investment objectives, risk factors, charges and expenses before investing. This and additional information can be found in the Fund's prospectus, which may be obtained by calling 1-844-ETF-MGRS (1-844-383-6477), or by visiting www.etfmg.com/MJ. Read the prospectus carefully before investing.

¹ AUM as of 6/30/22 and is subject to change on a daily basis.

² Holdings are subject to change without notice.

³ Security Lending income is expressed as the result of dividing net securities lending income for the twelve months ending 6/30/22 divided by the average daily net assets of the Fund for the same period.

⁴ On December 26, 2017, the Fund's investment objective and principal investment strategy were substantially revised; therefore, the performance and average annual total returns shown for periods prior to December 26, 2017 is likely to have differed had the Fund's current investment strategy been in effect during those periods. The Fund's prior investment objective sought to provide investment results that corresponded to the performance of the Solactive Latin America Real Estate Index, which tracked equities with primary listings in the Latin America region that derived most of their income from real estate and real estate services. The Fund began tracking the Prime Alternative Harvest Index on December 26, 2017.

⁵ Effective December 26, 2017 the name of the Tierra XP Latin America Real Estate ETF is changed to the ETFMG Prime Alternative Harvest ETF (the "Fund").

⁶ The Fund does not invest in any U.S. or foreign company whose business activities are illegal under any applicable federal or state law. Source: grandviewresearch.com

Investing involves risk, including the possible loss of principal. Shares of any ETF are bought and sold at market price (not NAV), may trade at a discount or premium to NAV and are not individually redeemed from the Fund. Brokerage commissions will reduce returns. Narrowly focused investments typically exhibit higher volatility. The possession and use of marijuana, even for medical purposes, is illegal under federal and certain states' laws, which may negatively impact the value of the Fund's investments. Use of marijuana is regulated by both the federal government and state governments, and state and federal laws regarding marijuana often conflict. Even in those states in which the use of marijuana has been legalized, its possession and use remains a violation of federal law. Federal law criminalizing the use of marijuana pre-empts state laws that legalizes its use for medicinal and recreational purposes. Cannabis companies and pharmaceutical companies may never be able to legally produce and sell products in the United States or other national or local jurisdictions.

The Fund's investments will be concentrated in an industry or group of industries to the extent that the Index is so concentrated. In such event, the value of the Fund's shares may rise and fall more than the value of shares of a fund that invests in securities of companies in a broader range of industries. The consumer staples sector may be affected by the permissibility of using various product components and production methods, marketing campaigns and other factors affecting consumer demand. Tobacco companies, in particular, may be adversely affected by new laws, regulations and litigation. The consumer staples sector may also be adversely affected by changes or trends in commodity prices, which may be influenced or characterized by unpredictable factors.

ETF Managers Group LLC is the investment adviser to the Fund.

The Fund is distributed by ETFMG Financial LLC. ETF Managers Group LLC and ETFMG Financial LLC are wholly owned subsidiaries of Exchange Traded Managers Group LLC (collectively, "ETFMG"). ETFMG is not affiliated with Prime Indexes.

The Fund is intended to be made available only to U.S. residents. Under no circumstances is any information provided on this website intended for distribution to or use by, or to be an offer to sell to or solicitation of an offer to buy the Fund or any investment product or service of, any person or entity in any jurisdiction or country, other than the United States, where such distribution, use, offer or solicitation would subject the Fund or its affiliates to any registration requirement or be unlawful under the securities laws of that jurisdiction or country.